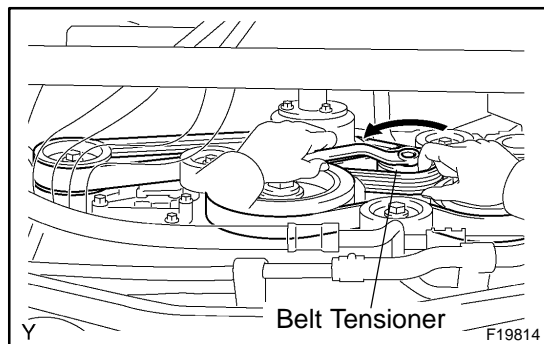


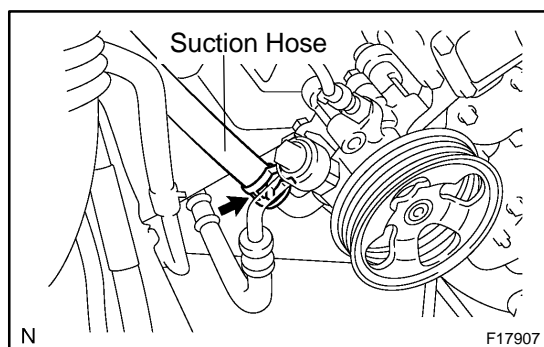
REMOVAL

1. REMOVE ENGINE UNDER COVER



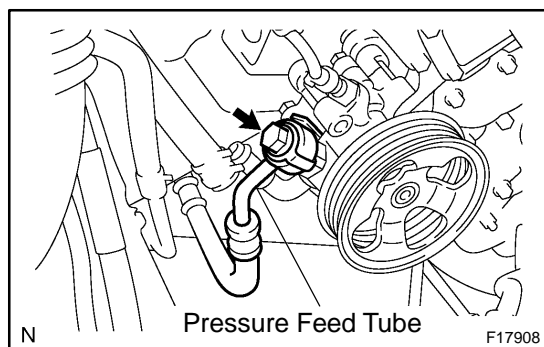
2. REMOVE DRIVE BELT

While releasing the belt tension by turning the belt tensioner counterclockwise, remove the drive belt.



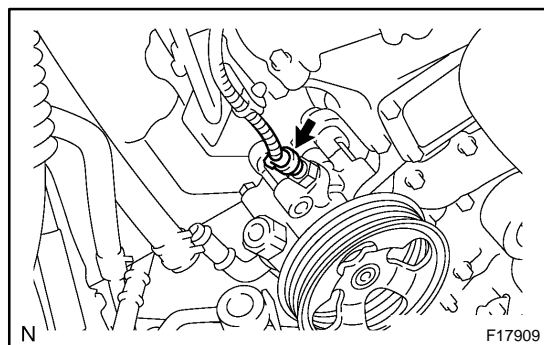
3. DISCONNECT SUCTION HOSE

Remove the clip and disconnect the suction hose.



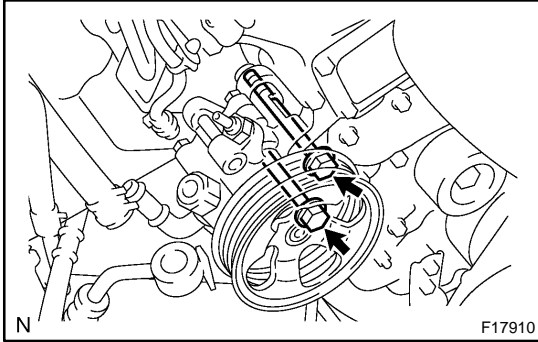
4. DISCONNECT PRESSURE FEED TUBE

- (a) Remove the bolt and disconnect the pressure feed tube.
- (b) Remove the gasket.



5. REMOVE VANE PUMP ASSEMBLY

- (a) Disconnect the oil pressure switch connector.



- (b) Remove the 2 bolts and vane pump assembly.